


COLOR A STAR FOR EVERY 20 PAGES YOU READ!



REWARD 1

AFTER _____ PAGES, YOU GET _____

REWARD 2

AFTER _____ PAGES, YOU GET _____




REWARD 3

AFTER _____ PAGES, YOU GET _____

REWARD 4

AFTER _____ PAGES, YOU GET _____

COLOR A STAR FOR EVERY 20 PAGES YOU READ!



REWARD 1

AFTER _____ PAGES, YOU GET _____

REWARD 2

AFTER _____ PAGES, YOU GET _____


REWARD 3

AFTER _____ PAGES, YOU GET _____

REWARD 4

AFTER _____ PAGES, YOU GET _____

COLOR A STAR FOR EVERY 20 PAGES YOU READ!



REWARD 1

AFTER _____ PAGES, YOU GET _____

REWARD 2

AFTER _____ PAGES, YOU GET _____

REWARD 3

AFTER _____ PAGES, YOU GET _____

REWARD 4

AFTER _____ PAGES, YOU GET _____

How to Use Your Reading Chart

1. Print and hang in a prominent location.
2. Depending on your child's reading level, decide how many pages they should read before they receive a small reward.
3. Write their goals and rewards at the bottom of the sheet so they know what they're working towards.
4. For every 20 pages that your child reads, allow them to color in one star.